




# LUTHER BURBANK IMPERVIOUS SURFACE

Size & % Impervious	Luther Burbank Parcel	Luther Burbank	Within 25 Ft Buffer	Within 25-50 Ft Buffer
<b>AREA (SQ FT)</b>	995,782	143,839	7,083	6,265
<b>% IMPERVIOUS</b>		14.40%	0.71%	0.63%



## BUFFER FROM ORDINARY HIGH WATER MARK:

-  25 Feet
-  25-50 Feet

## IMPERVIOUS SURFACE:

-  Luther Burbank
-  Within 25-Ft Buffer
-  Within 25-50 Ft Buffer

## OTHER:

-  Luther Burbank
-  Property Line

